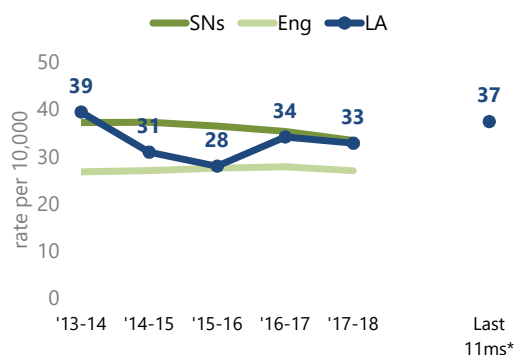


Children Looked After (CLA) started and ceased in the last 11 months

from 29/03/2018
to 28/02/2019

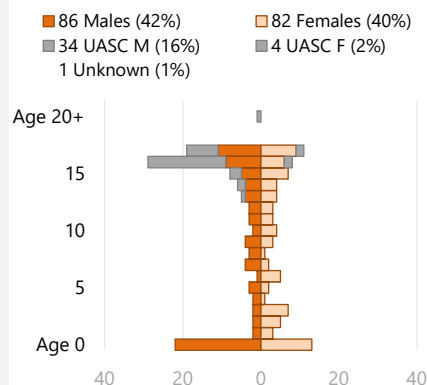
208 CLA started in the last 11 months

Rate of CLA started per 10,000 children



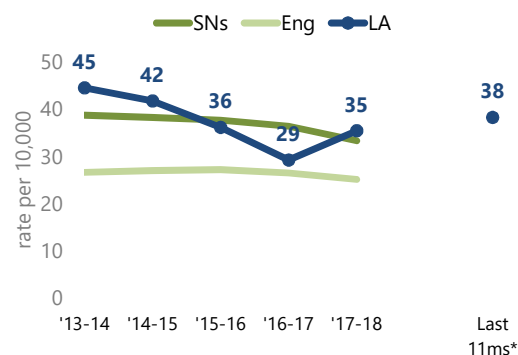
*Annualised rate for comparison purposes

Age and gender



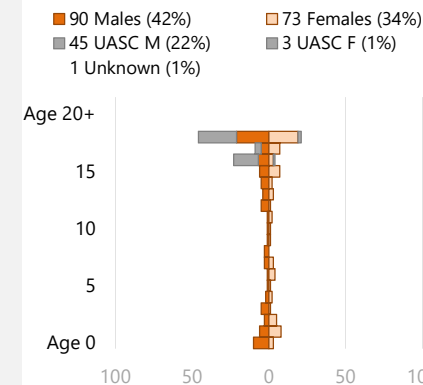
213 CLA ceased in the last 11 months

Rate of CLA ceased per 10,000 children



*Annualised rate for comparison purposes

Age and gender



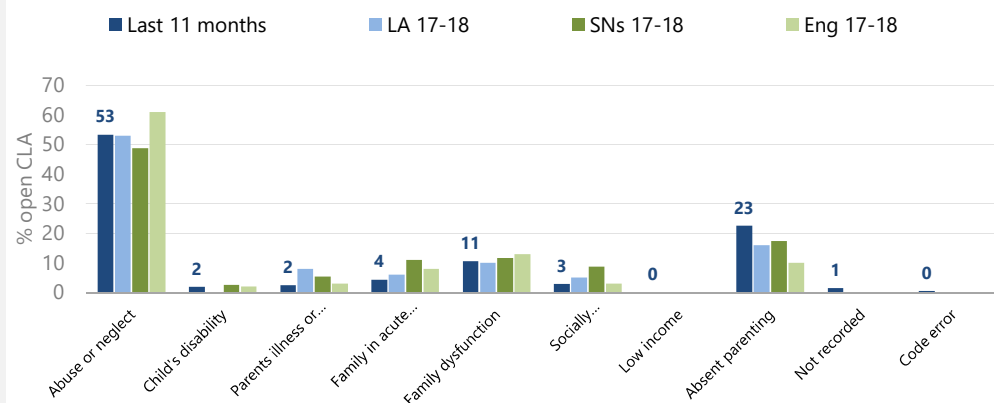
40 of the 208 CLA starters were unaccompanied asylum seeking children (UASC)

19%

12 of the 208 CLA starters have previously been looked after

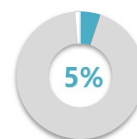
6%

Comparing the primary need of CLA starters



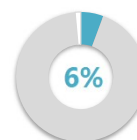
Reason episode of care ceased

Adopted


Last 11 months
5%

2017-18 (published)
LA 5% SNs 6% Eng 13%

Special Guardianship Order


Last 11 months
6%

2017-18 (published)
LA - SNs 12% Eng 11%

Number of CLA ceased by reason in the period

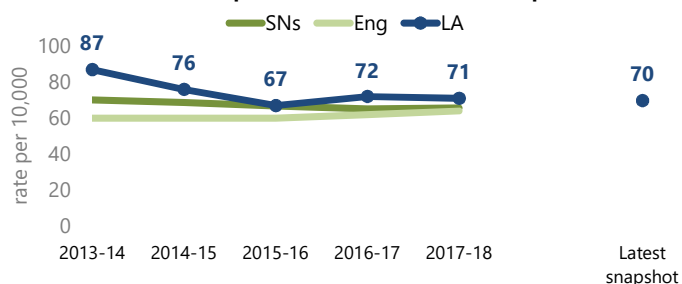
Adopted	11
Died	0
Care taken by another LA	6
Returned home to live with parents/ relatives	68
Live with parents/relatives (not PR)	2
Residence order granted	0
Special Guardianship Orders	12
Moved into independent living	0
Transferred to residential care funded by ASS	0
Sentenced to custody	1
Accommodation on remand ended	0
Age assessment determined child was 18+	0
Child moved abroad	1
Any other reason	109
Not recorded / Error	3

Children Looked After (CLA) with an open episode of care

Snapshot 28/02/2019

423 Children Looked After (CLA) with an open episode of care

Rate of CLA per 10,000 children (snapshot)



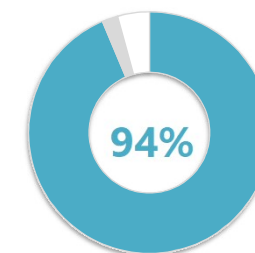
Ethnic background

	All CLA	Not UASC	UASC
White	30%	31%	23%
Mixed	10%	11%	0%
Asian or Asian British	1%	2%	0%
Black or black British	52%	53%	49%
Other ethnic group	5%	3%	28%
Not stated	0%	0%	0%
Not recorded	0%	1%	0%

See page 20 for comparisons

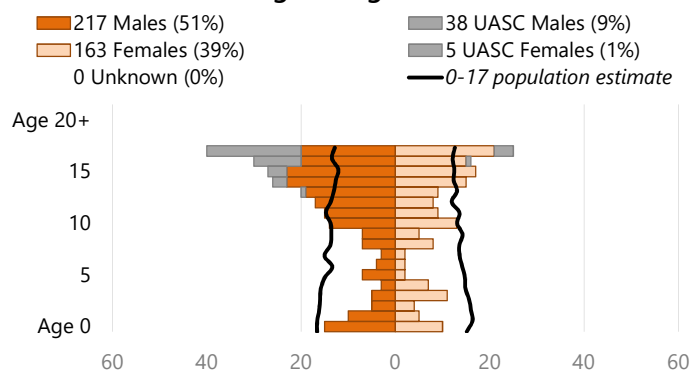
29 children
(7%) with a
disability

Open CLA with latest review in time

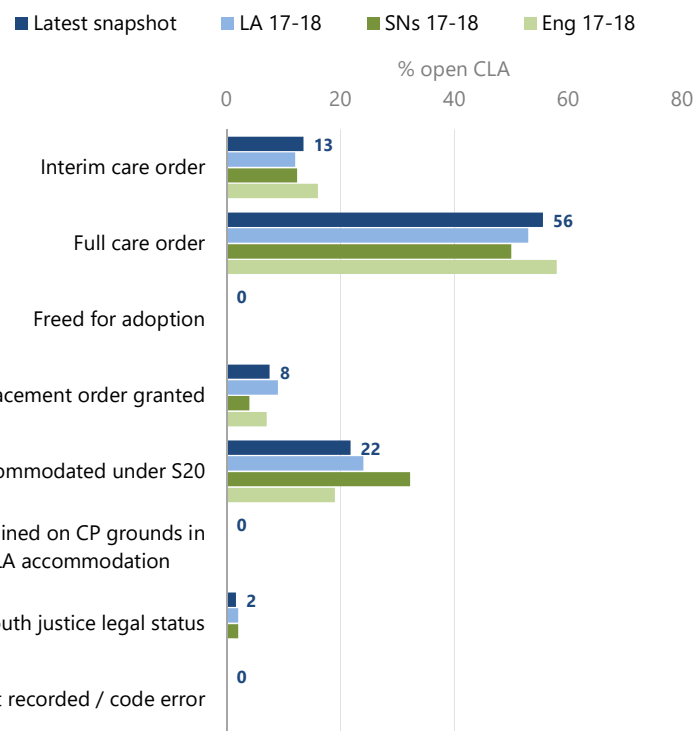


■ Yes ■ No ■ Not recorded

Age and gender



Comparing legal status of open CLA (snapshot)

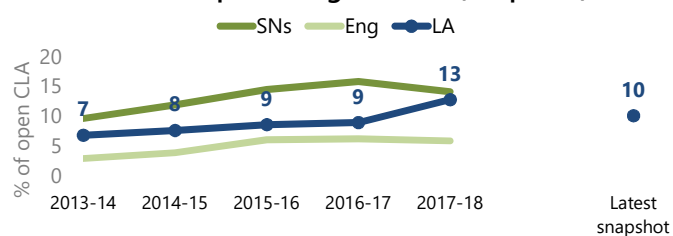


Time since latest review

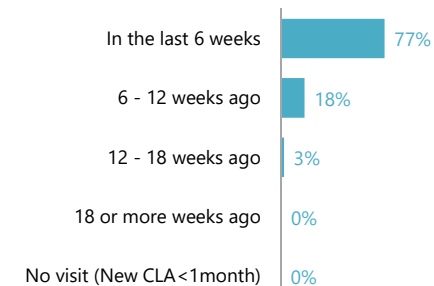


43 open unaccompanied asylum seeking children (UASC)

UASC as a percentage of CLA (snapshot)



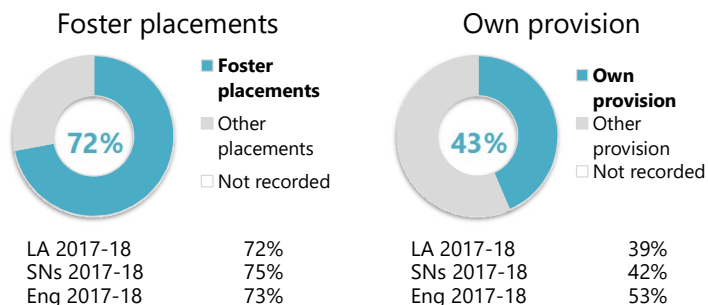
Time since the child was last seen



Children Looked After (CLA) placements

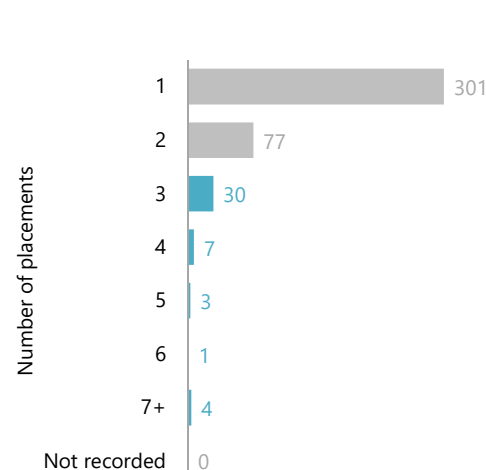
Snapshot 28/02/2019

CLA placements by type and provision

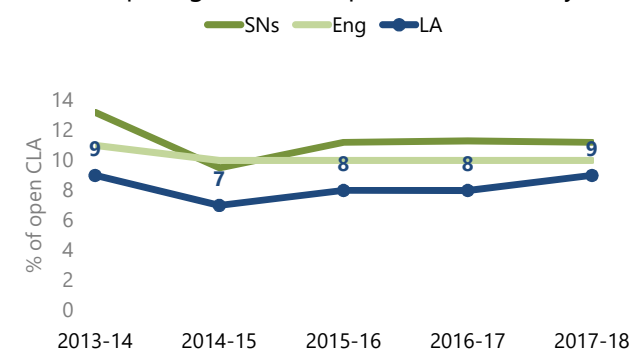


Placement type for open CLA	Own LA	Private	Other	Total
Foster placement	174	117	14	305
Placed for adoption	1	0	9	10
Placed with parents	0	0	19	19
Independent living	0	0	0	0
Residential employment	0	0	0	0
Residential accommodation	0	10	25	35
Secure Children's Homes	2	0	1	3
Children's Homes	2	30	6	38
Residential Care Home	0	0	0	0
NHS/Health Trust	0	0	3	3
Family Centre	0	1	1	2
Young Offender Institution	5	0	1	6
Residential school	0	2	0	2
Other placements	0	0	0	0
Temporary placement	0	0	0	0
Total placements	184	160	79	423

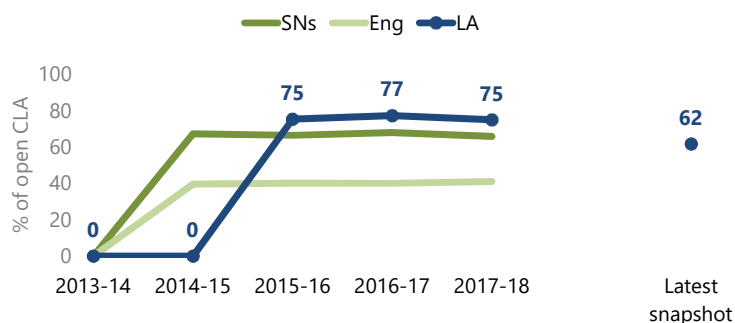
Number of placements in the last 12 months



Comparing short term placement stability

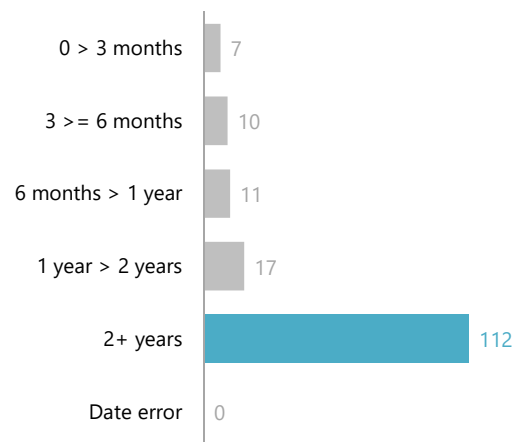


CLA placements out of borough

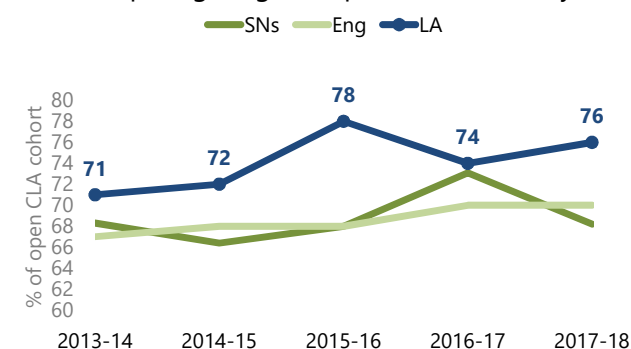


Duration of placements

Duration of latest placement for each current CLA aged under 16 who have been looked after for 2½ years or more



Comparing long term placement stability



Children Looked After (CLA) health and missing/absent from placement

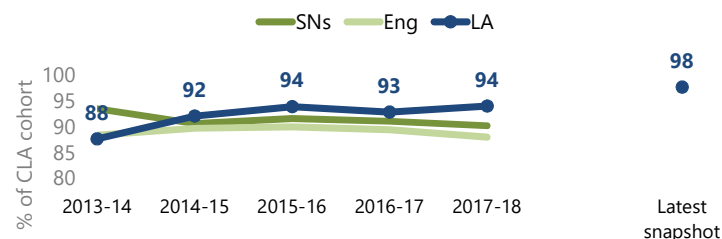
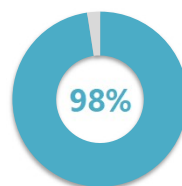
Snapshot 28/02/2019

Health

299 current open CLA looked after for at least 12 months

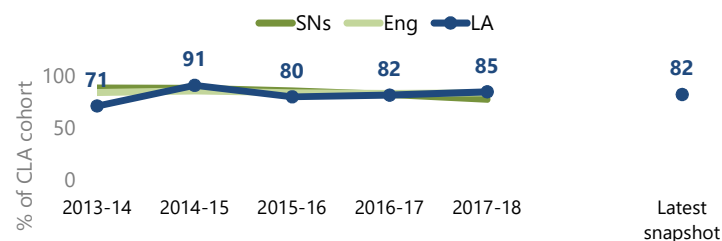
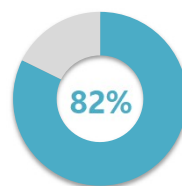
Health assessments

Current open CLA who have been looked after for at least 12 months with an up to date health assessment (in the last 6 months for CLA aged under 5, and in the last 12 months for CLA aged 5-plus)



Dental checks

Current open CLA who have been looked after for at least 12 months who have had a dental check in the last 12 months.



Missing from placement

Number of missing episodes per CLA



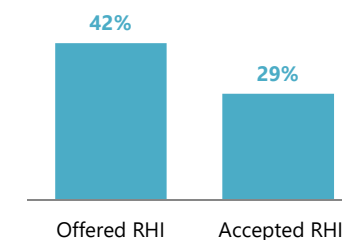
83 of 636 looked after children had a missing incident in the last 12 months

	Latest data	LA 17-18	SNs 17-18	Eng 17-18
Number of all CLA with a missing incident	83 of 636	104		
Percentage of all CLA with a missing incident	13%	16%	14%	11%
Total number of missing incidents for all CLA	464	882		
Average number of incidents per CLA who went missing	5.6	8.5	5.8	6.1

Missing incidents - return home interviews

	Latest data	
Missing children offered return interview	35 of 83	42%
Missing children not offered return interview	0 of 83	0%
Missing children return interview offer not recorded	0 of 83	0%
Missing children where return interview was n/a	0 of 83	0%

	Latest data	
Missing children accepted return interview	10 of 35	29%
Missing children not accepted return interview	25 of 35	71%
Missing children return interview acceptance not recorded	48 of 35	###



Absent from placement

59 of 636 looked after children had an absent incident in the last 12 months

	Latest data	LA 17-18	SNs 17-18	Eng 17-18
Number of all CLA with an absent incident	59 of 636	47		
Percentage of all CLA with an absent incident	9%	7%	9%	4%
Total number of absent incidents for all CLA	587	324		
Average number of incidents per CLA who were absent	9.9	6.9	4.2	4.0